

EMERGENCY LIVELIHOOD RECOVERY INTERVENTION (ELRI)
FAFI DISTRICT – GARISSA COUNTY – NORTH EASTERN KENYA
HORN RELIEF / USAID OFDA

FINAL EVALUATION REPORT



USAID
FROM THE AMERICAN PEOPLE

ACKNOWLEDGEMENT

This document reflects the sole views of the writer and not those of Horn Relief in any way.

Grégoire Schira
Independent consultant
P.O. Box 65-08 00200 Nairobi
Mobile: +254 733 704 128
Email: gregschira@hotmail.com

ACRONYMS LIST

CfW - Cash for Work
CHP - Community Hygiene Promoter
ELRI – Emergency Livelihood Recovery Intervention
DSG - District Steering Group
FAIDA - Fafi Integrated Development Association
FDG - Focus Group Discussion
GoK - Government of Kenya
HAP - Humanitarian Accountability Principles
HH - Household
ICBT - Inclusive Community Based Targeting Approach
KAP - Knowledge Attitude and Practice
Ksh – Kenyan Shilling
OFDA - (United States) Office of Foreign Disaster Assistance
ToT - Training of Trainers
WASH - Water, Sanitation and Hygiene

TABLE OF CONTENTS

I.	ELRI Project Summary	1
II.	Evaluation methodology	1
III.	Feedback on the general scope of the intervention	3
IV.	ELRI Project review after project completion	6
	SECTOR 1: ECONOMY RECOVERY AND MARKET SYSTEMS	6
	SECTOR 2: WATER SANITATION AND HYGIENE	9
	Sub sector 1: Water Supply	9
	Sub-sector 2: Sanitation	11
	Sub-sector 3: Hygiene Promotion /Behaviour	12
	SECTOR 3: HUMANITARIAN COORDINATION AND INFORMATION MANAGEMENT	16
V.	Transition and Exit Strategy	17
VI.	Lessons learnt	17
VII.	Recommendations	18

I. ELRI Project Summary

The Emergency Livelihood Recovery Intervention (ELRI) took place between January 2010 and April 2011; it was designed to address the immediate food security needs of the drought-stricken population of Fafi District in North Eastern Kenya.

The goal of the project was to reduce the effects of the drought by:

1. Enhancing the purchasing power of the 2,000 most vulnerable households through a combination of Cash Relief distribution and Cash for Work (CfW) activities.
2. Increasing accessibility to safe water and sanitation practices through the CfW micro-projects outputs and through Hygiene promotion for 14,000 people.

As Horn Relief cash based programming was a new approach brought to the North Eastern context in Kenya, a third objective was set:

3. To coordinate the sharing of information on cash based programming.

The expected result of the project was the restoration of pastoral livelihoods and enhanced household food security¹.

II. Evaluation methodology

The evaluation took place between the 8th and the 18th of June with five full days of field visits.

Objectives:

1. To assess how adequately the project achieved its stated objectives as well as to determine the nature and extent of impact the project has had so far on the main target communities.
2. To assess lessons learned and to provide practical recommendations for replication and expansion of Horn Relief approach with a focus on further improving access to clean water, sanitation practices and livelihood security of targeted populations.

Key issues looked at were:

1. Relevance - *appropriateness of the project design and approach regarding local needs*
2. Efficiency – *Project outputs versus project inputs*
3. Effectiveness – *Measure of the project achievements*
4. Impact – *Intended and unintended on the wider community*
5. Sustainability – *Likelihood of a continuation of the projects benefits*

Tasks undertaken See also complete evaluation guidelines in annex 2

☞ Project documentation review: field office files consultation.

¹ Please refer to the proposal narrative for more detailed information

Out of the 12 villages targeted by the project, 6 villages were sampled². The following tasks were conducted in each village:

- ☞ Focus Group Discussions (FGDs) with project beneficiaries and stakeholders (Village Relief Committee (VRC), Water Management Committee etc.)
- ☞ Individual open discussions with one or two women beneficiaries after facilitating the FGDs in order to gather more information on the project impact at household level
- ☞ Field observation physical sampling of micro-projects' infrastructures through transect walks.

In the 12 villages targeted by the project, the following tasks were conducted:

- ☞ A final KAP & cash survey was conducted including 150 interviews to test impact of hygiene and sanitation campaigns as well as to evaluate the cash response effectiveness and impact. See the questionnaire in Annex 3 and the database in Annex 4.
- ☞ Data analysis of the baseline & KAP survey, final KAP and Cash survey and water testing results.

Complementary tasks include the following:

- ☞ Meeting with three organization's participants from Horn Relief's cash training
- ☞ Meeting with project field staff
- ☞ Meeting with Government of Kenya (GoK) authorities: Fafi District Commissioner, Fafi District Medical Officer, Arid Lands North Eastern Head Office.

III. Feedback on the general scope of the intervention

The feedback given by the project's beneficiaries, the community stakeholders, the GoK authorities, and the humanitarian actors met was excellent. According to all interviewed, the intervention has been effective. **'The work is tangible,'** to quote several beneficiaries and the impact of the project is felt even today.

The **Cash based intervention** was a very new approach in this part of North Eastern Kenya and this type of intervention has been **saluted for its relevance**, particularly in a time of drought emergency to protect people's livelihoods. The interest in the project was very high because of cash³. The major argument for the relevance of a cash based intervention was given by Fafi District Commissioner: "The pastoralist economy is not cash based; money circulation has been very limited, therefore cash injection made a big difference in the local economy".

Horn Relief's general and ICBT⁴ approach was greatly approved by all interviewed persons. Coordination meetings were held with GoK district authorities and the Arid Lands Office at the project's inception and throughout the project cycle through the District Coordination meetings of the DSG⁵.

² Borehole 5, Bura, Diiso, Warable Welmarer, Yumbis were the villages visited

³ Interview with Arid Land North Eastern Kenya office

⁴ Inclusive Community Based Targeting Approach

⁵ District Steering Group

Communities were very involved in the project design and implementation. Beneficiary selection through VRCs⁶ has proven to be very effective and transparent and most of the micro projects built through CfW were proposed by the community. “Horn Relief started well the project by consulting the community and implementing VRCs. They cemented good relationships with the community,” said one of Yumbis community stakeholders.

Horn Relief managed to build a network that was able to reach the whole community⁷ with the recruitment of Community Hygiene promoters (CHPs) and Community Mobilizers, most of them being young graduates and hailing from the same community where they were stationed. According to Fafi District Medical Officer, “old people tend to maintain the status quo – they are opinions leaders, the stakeholders, the resources persons; by employing young people, you empower them and bring a new dynamic in the community”.

Regarding **Humanitarian Accountability Principles⁸** (HAP) Horn Relief appears to have performed well and this was brought up by a program officer from DRC⁹ in Dadaab¹⁰ office: Horn Relief’s accountability towards beneficiaries, community involvement and participation has been exemplary. As an example, in all the villages visited the Community members, interviewed persons knew off the top of their head the beneficiaries’ figures for their village. As a result of interacting with Horn Relief, DRC in Dadaab changed their approach by seeking more participation from the community in their project activities.

Cash injection in the local economy has supported the most vulnerable through the period of drought, and has helped them from falling into further destitution. The most common scenario in the communities was where the men went with the livestock faraway in search of pasture and the women were left in the settlements. Therefore the participation of the women in the CfW activities was very high and this has had a major impact in several ways:

1. Women had a voice through gender-balanced VRCs in the project.
2. The women proved to the community that they were able to engage in physical activities out of their domestic duties given the opportunities provided by the project.
3. ‘*We have purchasing power in our hands.*’ Women were able to cater for their domestic needs in an independent way ‘*without asking the husband*’¹¹ – to quote one of the interviewed.
4. The women felt more respected within their community because they were able to work and earn cash.

⁶ Village Relief Committees are community stakeholders that act as mediators between the Project team and the community on a voluntary basis

⁷ According to Fafi District Medical Officer

⁸ Accountability is the means by which power is used responsibly. Humanitarian accountability involves taking account of, and accounting to, disaster survivors (HAP-I, 2007)

⁹ DRC has signed the chart of HAP

¹⁰ Dadaab is the name of the refugee camp in Kenya, Garissa County, bordering Somalia

¹¹ This statement does not imply any background conflict between genders, as generally it has been stated that there has been a consensus on how to use the money within the HHs. However, it was stated once that, as women do not chew Khat (mild stimulant drug) they make a better use of the money.

It appears that **one of the major impacts** of the project has been towards **women empowerment in terms of self worth**.

When asked about how the project has benefited the community, the stakeholders mentioned the following in this order mainly:

1. Sanitation: pit latrines, general cleanliness of the town
2. Micro-projects built through CfW: better access thanks to road clearing, protection /rehabilitation of public assets, new public assets, cleared environment thanks to bush clearing especially with the Mathenge¹² clearing
3. Cash availability at Household level translated into food security for the most vulnerable
4. Water quality improvement thanks to WASH items distributed, particularly chlorine
5. WASH Training and sensitization.

The sanitation work through pit latrine construction was also identified as the main achievement according to other humanitarian stakeholders. A program officer from FAIDA¹³ stated that '*Horn Relief has filled a major gap in terms of Sanitation in the district*'. This view is completely shared by Fafi District Medical Officer who stated that before Horn Relief came, latrine coverage was less than 15% – non-existent in some centers – and since the Horn Relief intervention, sanitation has greatly improved with a decrease in diarrhea and dysentery incidence. Behavior change has also occurred with the adoption of latrine use and, since the project's end, people in Bura¹⁴ have started to undertake toilet construction on their own.¹⁵

It is also interesting to note that the other micro-projects constructed were deemed to be the project's second most important feature in terms of project achievements. This is according to the beneficiaries, following cash received and earned. They stated that cash helped during the drought time but it has now been spent, whereas the micro-projects remain in the community. Generally the Cash for Work has been seen as having a double benefit by the communities: short term benefits with grants and wages at household level, and longer term benefits with the projects at the community level.

The hardware aspect of the project was balanced with the software component. WASH training and sensitization, for example, was used to improve behavior and attitude in terms of hygiene, water handling and storage. According to the project team, **pit latrine construction was the main challenge** during the project as CfW beneficiaries could not picture themselves digging pits and using pit latrines in the first place. This challenge was finally overcome and it is striking to notice that the biggest challenge was **transformed into the main achievement**.

¹² Acacia Proposis Juliflora, invasive by nature

¹³ Fafi Integrated Development Association

¹⁴ Fafi district headquarters

¹⁵ According to Fafi District Commissioner

IV. ELRI Project review after project completion

Beneficiary figures and criteria:

The total number of beneficiaries targeted – 14,000 at the initial stage - matches the end of project figures. See final figures for CfW and Cash Relief beneficiary breakdown in Annex 5 and the WASH items distribution breakdown in Annex 6.

The beneficiary selection was coordinated by the VRCs and approved by the community in public meetings through Horn Relief's ICBT approach. The following criteria was used according to the VRCs interviewed:

- ✓ For Cash Relief: the old, the bed ridden, the disabled, the female-headed households-divorced, and the orphans were targeted.
- ✓ For the CfW scheme, the people who do not have livestock and any other livelihood, as well as households with numerous children were targeted.

SECTOR 1: ECONOMY RECOVERY AND MARKET SYSTEMS

Objective 1	Enhance purchasing power and household income through a cash based response.
# Beneficiaries targeted	2,000 beneficiaries (estimated 14,000 HH members)
Keywords	<i>Cash distribution, Gender relations</i>
Sub Sector Name	Economic Asset Restoration
Indicator (A)	- Total USD amount channeled into local economy through cash grants and cash for work
Indicator (B)	- Number of people assisted through economic asset restoration activities

For Sector 1: Economic Recovery and Market Systems, the intervention followed the initial plan. Regarding the indicator (A), the total amount which has been channelled into local economy through cash grants and cash for work is \$145,800 USD.

Regarding the indicator (B) the number of people assisted through asset restoration activities is at least 14,000 people (direct beneficiaries. This figure however does not include members of the 12 targeted villages which totals more than 50,000 people.

According to the Fafi District Commissioner, he did not receive any complaints from Horn Relief beneficiaries relating to payment like he did for other programs such as 'Kazi kwa Vijana', a GoK initiative, or food for assets run by the Kenyan Red Cross. This gives a **good indication of the project's efficiency in terms of cash disbursement** through a local money transfer company, or 'Hawala.'

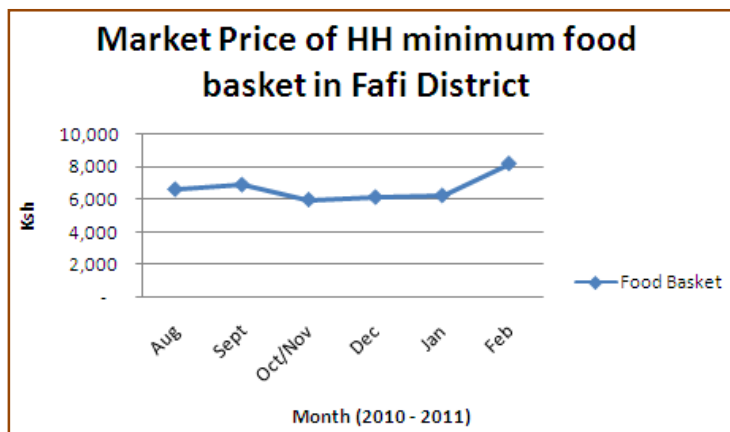
From the cash survey done at the project's end: 95% of the households interviewed had an accurate idea of the cash amount they received; 96% had an accurate idea of how many days they worked; and 98% knew how much they were paid per day. Those figures show the project's **effectiveness in channelling cash to the beneficiaries**.

The CASH component's main impact was that households were able to meet their basic needs: food in the first place (97%¹⁶), followed by debt repayment (83%), households assets (clothes mainly) (82%). School fee payments, school uniforms, medical expenses together with other expenses sum up to 52%. Buying economic assets like drugs for livestock totals 24% of the responses which leads us to believe that the CASH component did more than just support a household's primary needs.

Two examples where the Cash component assisted beneficiaries in terms of economic assets include a case reported in Borehole 5 in which a pastoralist was able to save 20 goats and 10 camels with veterinary drugs he bought thanks to the cash transfer. Another case was a young woman who put up a small business (a tea kiosk) in Bura town thanks to the cash she earned. In Bura town, women have since then started a collective saving scheme on their own of the 'Merry-go-round'¹⁷ type.

The micro-projects constructed in the CfW scheme (complete list in Annex 7) that do not fall into the WASH component of the project, include mostly: fencing of institutions (schools, hospitals), road and bush clearing. Those micro-projects required low levels of inputs, and the **sites visited showed effective work**.

Monitoring was done to follow the food basket price and the HH expenditures patterns in the month



before the project and after the final cash disbursement. According to the figures (left), the cash based intervention did not have any significant impact in terms of inflation on the market price of the HH minimum food basket in the project area. The figures are stable, oscillating between 6,000 and 8,000 Ksh. The increase between January and February is seasonal, marking the end of the *Jilal* dry season.

Fig.1 Market Price of HH minimum food basket in Fafi district (2010 – 2011)

The following graphs illustrate that by the project's end and after the four cash disbursements, beneficiary households had managed to pay back much of their debt resulting in lower debt

¹⁶ CASH Household Survey

¹⁷ Merry go round is a collective informal saving scheme where women contribute each month and get a grant from the savings in turns.

repayments: 17% against 38% before project inception. The final expenditure survey shows that the HHs have diversified their expenditures from beyond their primary needs-related ones. For example, the percentage spent on school fees had tripled from 3% to 9%. After the last disbursement, beneficiaries were spending more on non-food items – expenditure on NFIs varied from 6% to 10% – and a small part of the HH budget was now being spent on livelihood assets and local solidarity mechanisms referred to as *Zakat*. The change in expenditure patterns before and after project implementation with a greater part of the HH budget being spent on secondary needs shows the **impact of the intervention in supporting the population getting out of an emergency situation** where debt repayment was a huge part of the budget expenditure.

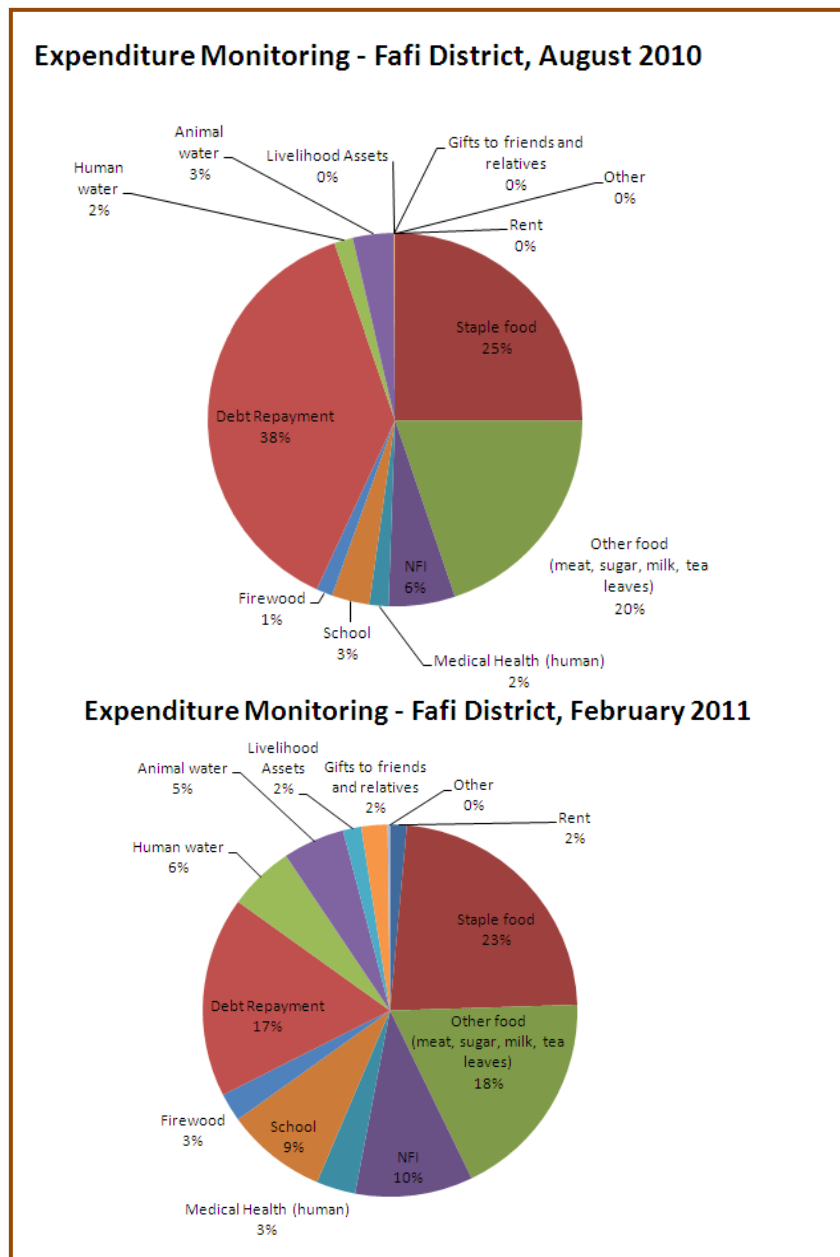


Fig. 2: Expenditures patterns in August 2010 and February 2011

SECTOR 2: WATER SANITATION AND HYGIENE

Objective 2	Reduce vulnerability to water borne diseases and environmental risks among targeted populations.
# Beneficiaries Targeted	2,000 beneficiaries (estimated at 14,000 HH members)
Keywords	<i>Cash for Work, Capacity Building, Gender Relations</i>
Sub Sector Name	Water Supply
Indicator (A)	- Number and percent of household water supplies with 0 coliform bacteria per 100ml
Indicator (B)	- Average water usage of target population in liters per person per day prior to and after interventions.
Indicator (C)	- Number and percent of water points with measurable chlorine residual exceeding 0.2 mg/l

Sub sector 1: Water Supply

The sub-sector 1: Water Supply is the one that changed the most from the initial proposition. The activities proposed and described were (1) rehabilitation and construction of shallow wells, (2) rehabilitation and construction of Berkads, (3) rehabilitation/Construction of Ballis (Ponds and Pans) . These were meant to increase water supply but were changed to other micro-projects not necessarily with the same objective.

The main works undertaken for water infrastructure were:

1. Setting-up 5,000 L plastics tanks and linking them with plumbing works to the water supply (borehole or pumping station) for 6 sites
2. Extending water network with plumbing works and/or pipe extension for 4 sites
3. Water kiosks, concrete tanks, hand pump rehabilitation for 4 sites
4. Water pan de-silting for 2 sites / rehabilitation for 2 sites
5. Construction of water troughs for livestock for 2 sites
6. Installation of water tanks with sand filtration (2 units)
7. Installation of water tanks for storage from water trucking at 1 site.

Therefore we cannot say regarding the indicator (B) *Average water usage of target population in liters per person per day prior to and after interventions*, that the access to water has been increased as only three projects – two water pans de-silting and one handpump repair – were aimed at increasing significantly the water supply in the project area.

However **access to safe drinking water has improved** by effectively upgrading the distribution networks and outlets with plumbing works, pipe extensions and tank installations making water storage also easier. The two filtrations units¹⁸ were installed as pilot projects and it would require more time to

¹⁸ Water filtration unit consists basically in tanks filled with layers of stones, gravels and sand

assess the sustainability of those structures. Access to water for livestock has also been improved with the construction of two troughs.

The **works** have been much appreciated by the communities and the sites visited have **presented good standards**. As Horn Relief rehabilitated damaged infrastructure previously set up by other agencies, the question of the sustainability of the infrastructure built or rehabilitated in the communities remains. As examples, on two sites, the micro-projects had already been altered: in Diiso, the fence of the Dam was already damaged allowing animals to get in from different points¹⁹; in Alinjugor, one distribution outlet from a tank had been removed by the water management committee on the basis that water users would not pay for the water at this point.

Regarding the indicator (A) - *Number and percent of household water supplies with 0 coliform bacteria per 100ml*, the water testing results do not show that this indicator has been reached. From 24 water tests performed, less than 50% (11) had 0 coliform bacteria per 100 ml (13 had figures between 1 and 100).

Regarding the indicator (C) - *Number and percent of water points with measurable chlorine residual exceeding 0.2 mg/l* – the water tests done at the project's end show chlorine results for only two of the 12 villages and those results are not really satisfactory (0.1 to 0.3 mg/l).

However chlorination tablets were effectively distributed and used at household level. The flocculants distribution was replaced by other wash items such as soap, bioclean²⁰, 50 L drums for HH, and 210 L drums for institutions. Flocculants distribution was estimated by the team not to be a very efficient and sustainable way of spending as flocculants are very expensive consumables. Therefore, the team opted for chlorination tablets and more durable items such as drums. Chlorination use was encouraged through the software component of this project – or hygiene promotion and sensitization – and they have been widely used.

Many stakeholders during FDGs and women interviewed during open discussions mentioned that the **incidence of diarrhea and dysentery** –diarrhea with blood – **has reduced especially among the children thanks to both sanitation facilities and chlorine tablets**. '*Chlorine tablets have improved the health of the kids*' one interviewed woman quoted.

¹⁹ Asked about the damaged fence, the water point committee pointed out the very high pressure put on the water point by livestock from other communities, and lamented being overwhelmed by the demand and access by livestock 24/7 to the dam

²⁰ Bioclean is a safe detergent for cleaning water recipients

Sub-sector 2: sanitation

Sub Sector Name	Sanitation
Indicator (A)	– Number and percent of household latrines completed that are clean, in use, and in compliance with Sphere standards
Indicator (B)	– Number of households disposing of solid waste appropriately
Indicator (C)	- Number and percent of household hand-washing facilities completed and in use.

The Sanitation component is one of the strongest components of the project. With 230 pit latrines built, the **impact in terms of improved sanitation facilities and standards is solid**. The latrines built are of good standards according to SPHERE, with a 20-foot depth, ample space (2m²), concrete slab and iron sheet superstructure. Some have a roof and others not, depending on the wish of the communities. **Some latrines were built with a showering area** which is a **very good initiative** that should be encouraged. The interviewed community stakeholders praised it by stating that people and particularly women could now take a shower during the day with enough privacy. Before they had to shower at night in the open and this posed a security threat to them. **All the latrines visited were clean and being used**. According to the final survey, 99% of the HHs interviewed declared using a toilet, and 98% declared using a pit latrine. Therefore, the indicator (A) has been met: 230 household latrines completed that are clean, in use, and in compliance with Sphere standards. During FDGs, acquiring more latrines was a recurrent request from the community stakeholders.

Even if a hand washing facility ‘leaky tin’ was distributed along with every latrine built (230), only in a few cases it could be seen nearby the latrine. This is because even though each latrine is used by several households, nobody took ownership for their cleaning. During the final survey, 86% of the respondents declared having a hand washing facility at their HH level. In confidence we can say that the indicator (C) has been met with 230 hand washing facilities in use. However, in the initial proposition, 2,000 hand washing stations along with 2,000 garbage collection bags were to be distributed for poor households. While the latter was not very necessary, the first would have been very effective.

Several garbage disposals were dug through CfW consisting of a few feet deep pits. For this activity, the results are mixed. In the settlements where population density is high, they tend to be used²¹. In smaller centers where the population density is low, they are not being used as routine deposit pits. Cleaning campaigns in centers have been organized in order to sensitize the population on sanitation and this has had a very good impact according to the feedback given during the FDGs on the project’s achievements; it was often stated that the *‘town is now clean’*. Community members also mentioned one benefit of the cleaning campaigns to them: animal deaths due to plastic bag ingestion have reduced. Progress has been made but the behavior change towards waste management needs to be sustained with more education campaigns as many of the centers visited are generally still scattered with waste. However, 84% of the interviewed HHs during the final survey said they were burying their waste compared to the

²¹ Bura, Borehole 5 and Welmarel

figure of 54% for the same during the initial KAP. The Indicator (B) seems then to have been met but it is difficult to quantify the numbers of HHs disposing waste appropriately.

Sub-sector 3: Hygiene Promotion /Behavior

Sub Sector Name	Hygiene Promotion/Behavior
Indicator (A)	- Percent of target population demonstrating good hand-washing practices
Indicator (B)	- Percent of target population demonstrating correct water usage and storage
Indicator (C)	- Number and percent of clean water points functioning three months after completion

This software component of the ELRI project was implemented through Training of Trainers (ToTs) mainly and completely followed the initial proposition. Three sets of workshops²² were organized, in order to train the Community Hygiene Promoters (CHPs), Water Management Committee members and VRC members. The workshops were facilitated by the district or division officers from the ministries of public health and water²³ and a Horn Relief WASH Officer. Involving GoK officials in the training facilitation was very good in terms of synergies between Horn Relief and District authorities and this was appreciated by GoK representatives.

Regarding the communities, the trainers sensitized them through a ‘problem-centered’ approach. As an example, the CHPs brought up awareness on the dangers of open defecation in order to convince community members to adopt pit latrines. Other methods used for hygiene promotion were the physical demonstrations of hand washing and water treatment, use of visuals/posters pinned in public places, and use of opinion leaders and community leaders to relay key messages.

²² 8 workshops were organized in total between Bura (3), Fafi (2) and Alinjugor (3): the first round of workshops happened in Bura and Alinjugor. Then, in order to reduce the distances for the attendants hailing from the north of Fafi, another location in Fafi was added for the two remaining workshops.

²³ MoUs were signed between Horn Relief and GoK

The main topics of the three workshops are summarized as follow:

Workshop 1

1. Community participation
2. Hygiene and sanitation concepts
3. Sphere standards
4. Water & sanitation related diseases and transmission routes
5. Hygiene & sanitation problem identification
6. Safe water chain use
7. Monitoring hygiene & sanitation

Workshop 2

1. Adult learning techniques
2. Health issues at community level
3. Community mobilization techniques
4. Chlorination of water at HH level
5. Water & sanitation related diseases and transmission routes (refresher course)
6. Hand washing at critical times
7. Latrine use and monitoring through transect walk

Workshop 3:

1. Hygiene & sanitation concepts (refresher course)
 2. Personal hygiene and water point sanitation
 3. HH and public environment cleanliness
 4. Waste disposal
 5. Safe water chain²⁴
-

The 3 key messages most remembered by the communities members met are as follow:

1. **General cleanliness** for better health/living in a clean environment / waste disposal
2. **Hand washing** at critical times especially after visiting the latrine.
3. **How to treat water** and how to store water

Other key messages quoted were: children stools safely disposed of,²⁵ safe water collection and transport, HH cleanliness and food cleanliness.

On a lesser note, little impact seems to have happened on water infrastructure management and maintenance according to the feedback given by the community stakeholders. However, regarding the indicator (C) *Number and percent of clean water points functioning three months after completion*, it has been reached as all the water points were still functioning by the final evaluation time.

Horn Relief awareness and sensitization work on hygiene and sanitation started from a very low point with very little knowledge on those matters existing within the communities. The CHPs had to face and dismantle a lot of irrationalities from the public. Therefore, the **impact of the training is great even if there is still a lot to be done to reach acceptable standards of hygiene and sanitation**. Women have been well integrated into the training process with a fair gender balance between the trainees.

Regarding the indicator (B) *Percent of target population demonstrating correct water usage and storage*, we can measure the progress made thanks to the training in the following table. At the project inception, 70% of the respondents stated that safe drinking water is water that looks clean. This number has gone down to 22% at the end of the project. At the end of the project, 33% of the respondents

²⁴ Water point hygiene – water collection – water transportation – water storage

²⁵ In one community, they mentioned that the training challenged successfully the traditional habit of pushing the babies' stools under the bed and not disposing it out safely

declared that safe drinking water is treated water compared to 6% at the project inception. By the end of the project, 74% declared that safe drinking water is water from a protected source compared to 24% at its beginning.

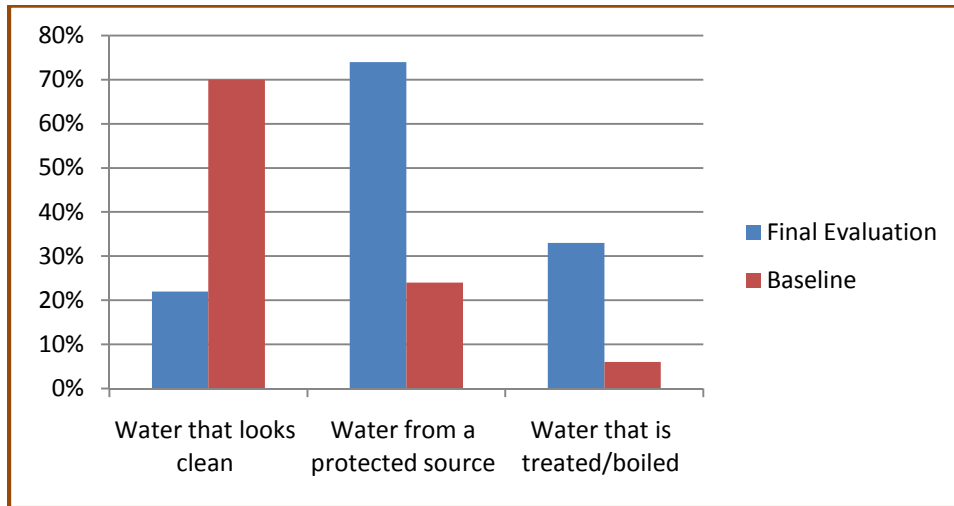


Fig. 3: Answers to the question ‘What is safe drinking water according to you?’

On the same note, less than half of the interviewed persons declared having separate containers for drinking water at the project inception. This number finally reached 92% by the project’s end. 90% also declared using clean vessels to collect and store water by this time.

88% of the interviewed HHs declared treating their water by the project’s end compared to 60% at the baseline time. The water treatment methods mentioned are presented in the figure 4. Chlorine usage has really been integrated into the water treatment practices with 81% of the respondents who treat their water using this method.

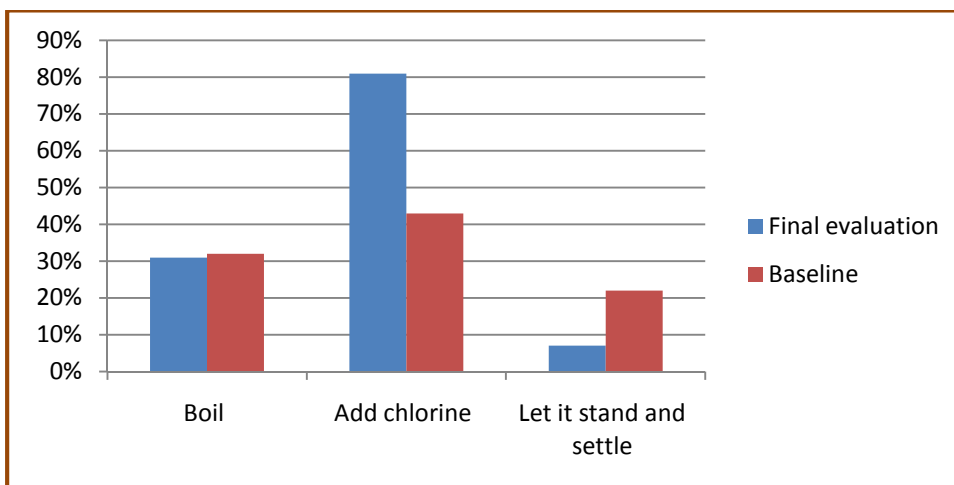


Fig. 4: Answers to the question ‘What do you usually do to the water to make it safer to drink?’

Regarding sanitation in general and the indicator (A) -*Percent of target population demonstrating good hand-washing practices*- **practices have improved**. As an example, 78% of the respondents declared disposing their children stools in the pit latrine against 10% at the baseline time. The following table shows the progresses made in terms of hand washing practices. As an example, the **number of respondents declaring washing their hands after visiting the toilets has doubled** between beginning and project’s end. Moreover, it has to be noted that 91% of the respondents declared using soap to wash their hands by the project’ end, against 54% at the baseline time.

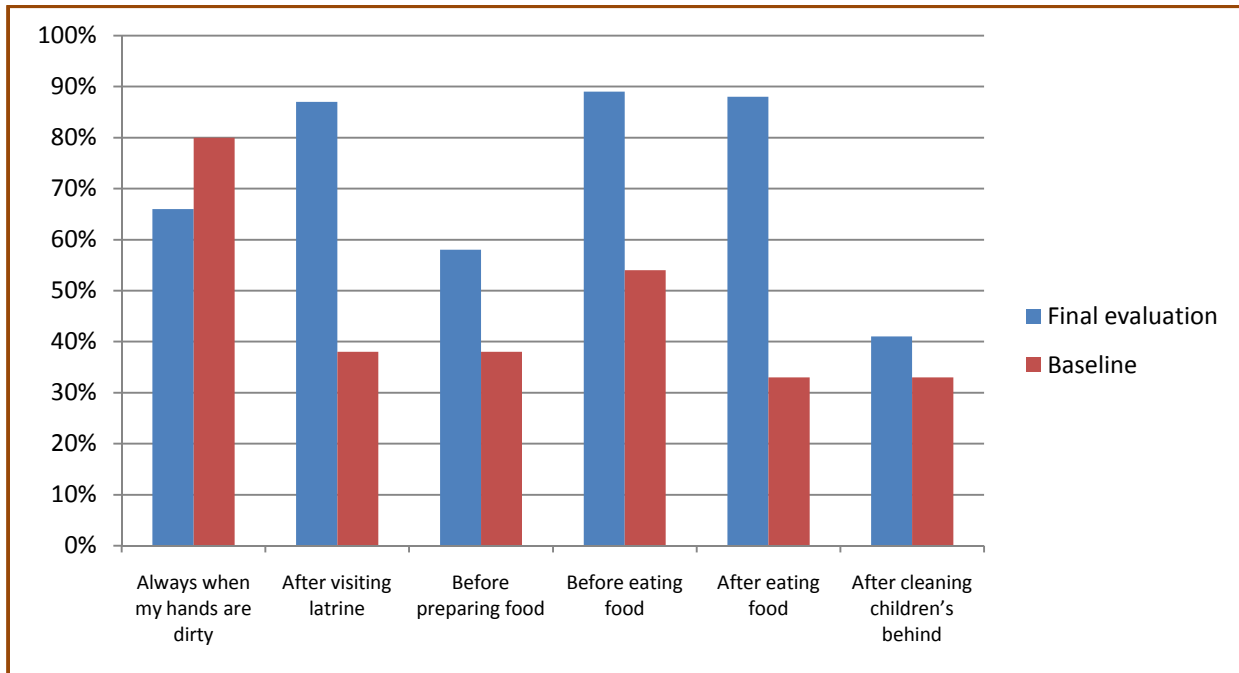


Fig. 5: Answers to the question ‘When do you wash your hands?’

SECTOR 3: HUMANITARIAN COORDINATION AND INFORMATION MANAGEMENT

Objective 3	Coordinate the sharing of information on cash based programming.
# Beneficiaries Targeted	10,000 beneficiaries reached by 5 agencies
Keywords	<i>Information Systems, Capacity Building</i>
Sub Sector Name	Information Management
Indicator (A)	- Number of organizations utilizing information management services
Indicator (B)	- Number of products made available by information management services that are accessed by clients

Three trainings in cash programming were organized during the ELRI Project. One in Garissa, gathering 33 participants from 24 agencies and two in Nairobi: one donor based gathering 21 participants when the other one, open to all agencies, gathered 24 participants. The focus of the evaluation has been the impact of the training and Cash Based programming information sharing in Garissa context.

During the evaluation, three program officers from three agencies who participated in the training were met. This includes two international agencies DRC and CARE, and the local NGO FAIDA. The two program officers from DRC and FAIDA had very interesting feedback to offer.

The **cash based programming training** has been seen as an **'eye opener'** to the agencies in Garissa as cash based interventions are very new to the area. It helped to overcome some challenges/worries/skepticism about cash grants in general. The training brought a new focus to cash based interventions. It assisted the DRC officer interviewed in developing monitoring tools for his 'materials grants' program particularly but more generally helped to develop a network between DRC and Horn Relief. As an example, the DRC officer joined the CALP²⁶ –Cash Learning Partnership- website and forum from which Horn Relief staff are also members and is now able to **exchange with the CALP web-based community around cash based programming**.

It is difficult to measure the level of achievements of the indicators (A) and (B), *Number of organizations utilizing information management services, Number of products made available by information management services that are accessed by clients* respectively, but with 24 agencies having participated in the training and the quality of the feedback received by the two agencies interviewed, we can state that in terms of information sharing on cash programming, this component has had a fair impact in and around the project area towards humanitarian agencies.

²⁶ <http://www.cashlearning.org/>

V. Transition and Exit Strategy

The key factor of the project's sustainability was determined by the Inclusive Community Based Targeting (ICBT) approach which ensured community participation all along the project implementation: from beneficiary selection to micro-project identification.

The network Horn Relief created by employing young graduates and school leavers hailing from the same communities also contributes to the project's sustainability. The training messages have been well integrated according to the feedback given during the FDGs and the HH final survey. Also, the expertise of the staff employed by Horn Relief is still reachable by the community members.

In regard to the communities, some stakeholders met during the FDGs showed commitment in maintaining what has been put in place. For example, in Borehole 5: "We are making use of the garbage pits, we are keeping the latrines and the water troughs clean. The GoK saw we got initiative by fencing institutions like our hospital and in this light, decided to supply it with medicine"; and Welmarer: "We are trying to keep infrastructures in condition". Stakeholders in Welmarer also noted that awareness has been put in place to keep the environment clean.

In other settlements like Diiso, it seems that the sustainability of the project is compromised as the dam's new fence is already damaged and the Water User Association members presented themselves as overwhelmed by the situation. What is important to point out is that, on one hand, the community in Diiso seems divided along two sub-clan lines and the cohesion in the community is challenged as internal conflicts arise frequently. On the other hand, communities in Welmarer and Borehole 5 seemed to have better cohesion. Community cohesion is a determinant factor in this sense.

VI. Lessons learnt

1. Horn Relief programmatic approach (ICBT – Inclusive Community Based Targeting) is highly efficient and should be replicated by other agencies. More specifically about the ELRI project, the general coordination with the GoK through the District Steering Group meetings, and the partnership established for the trainings should also be encouraged to continue.
2. Cash based programming is effective and has a great impact.
3. The participation of women in CfW achieved a great output: gender balance is not only a cross cutting issue.
4. Pit latrines with an integrated shower area is an original and very pertinent design.
5. Pit latrines are not really private; instead, most often they are shared by a few families. Maintaining Hand Washing facilities at the pit latrine site is not very effective. Hand washing should be put at homestead level with as many facilities as families sharing the pit latrine.
6. About training, awareness and sensitization, emphasis should be put on "problem-entered" rather than "topic-centered" approaches. As an example, the awareness approach employed towards latrine adoption was on the "dangers of open defecation". This approach transformed the project's biggest challenge – open reluctance towards pit latrine use – into the project's major success.

7. Garbage pit implementation requires sensitization around waste management and/or the right social conditions in terms of collective readiness to dispose waste appropriately.
8. Water supply in adequate quantities is a requirement for good hygiene practices and in the Arid and Semi-Arid Land (ASAL) context quite often a limiting factor.

VII. Recommendations

1. USAID branding strategy should be reviewed on the micro-project sites and towards beneficiaries. At the village level, the boards on the roadside bring great visibility to Horn Relief and USAID. But on the sites, only stickers were employed and they were removed most of the time. More permanent branding could be used such as plaques, carvings or paintings. On another note, less than 50% of the beneficiaries interviewed knew about USAID. It is important to communicate about who USAID is as it is part of the agreement between agencies and USAID.
2. The documentation of the project is fairly good. However more emphasis should be put on technical guidelines (ex. pit latrine / garbage pit / filtration unit construction guidelines). Those guidelines should be shared with the project community stakeholders for them to understand better all aspects related to micro-project implementation. Training guides on hygiene and sanitation should also be made available at the office level in order to streamline trainings and ensure good trainings standards. On the side of distribution accountability, we need to come up with better options than the 'beneficiaries thumb printed distribution lists' filled at times by the distributor himself. If we cannot ensure individual proof for received items or cash, then let's look for alternatives that include having the VRC present the day of the distribution acknowledging that the service was rendered.
3. About CfW micro-projects, I would encourage the assessment team, prior to the project, to identify the length for each micro-project. This would allow the project team to better anticipate the activity and reduce the case of having difficulties to find work for the beneficiaries. Tree planting/watering is a great time consuming activity and requires little project inputs. Earth moving activities such as terraces and drainages are also time consuming but require more design.
4. About the WASH Hardware, for future projects, emphasis should be put on increasing water supply for humans which is the main limiting factor for the communities' development.
5. About water treatment, SODIS –Solar disinfection- method is a very effective alternative to chlorine and only require pet bottles; this method should also be promoted among others.
6. About sanitation, emphasis should be put on waste-related dangers in order to prepare a favorable ground for sanitation improvement activities. Garbage pits should have set standards and their implementation should be accompanied with software component such as a waste management committee and waste management training (with set guidelines).
7. On the same note about sanitation, latrine construction standards should be brought up to VIP latrines – Ventilated Improved Pit latrines – standards. The VIP design is effective against flies' prevalence and provides an effective barrier against diseases transmitted through fecal-oral contamination route.
8. About the fecal-oral contamination routes, this concept is essential in order to fully understand and adopt safe hygiene and sanitation practices. People tend to adopt good hygiene and sanitation practices better when they understand fully the reasons sustaining those practices. Therefore the

fecal-oral contamination routes diagram should be a visual widely distributed and available. More generally visuals should be provided in great quantity prior to the project in order to maximize the training' impact and optimize its efficiency.

9. Training on water infrastructure management and maintenance for Water Management Committees/Water Users Association should be mandatory alongside any water hardware implementation work in order to ensure sustainability of the works. Emphasis should be put on trainings on rehabilitation and routine maintenance of key water infrastructures.
10. Finally and again about standards, prior to any micro-project implementation, the design and standards should be discussed with the team in order to come up with an appropriate design. For example, fencing around dams should have barbed wire lines at set heights (5 – 10 – 30 – 60 – 90 – 120 - 160 cm) in order to prevent small and big stock intrusion.

LIST OF ANNEXES

Annex 1. ELRIA Field Evaluation guidelines

Annex 2. ELRI Final Evaluation questionnaire

Annex 3. ELRI Final Evaluation Database – *sent separately (or on request)*

Annex 4. Fafi Beneficiaries CASH Matrix

Annex 5. WASH FAFI DISTRIBUTION

Annex 6. CfW Micro projects ELRI

Annex 1. ELRI HORN RELIEF – USAID - NORTH EASTERN KENYA – JUNE 2011
Field evaluation guidelines
13 – 17th June 2011

1. Meeting with Chief and assistant chiefs of the sampled villages. **Reviews:**

- ✓ The process of involvement of the community and authorities in the project
 - ✓ The project effectiveness and impact to reduce vulnerability to food insecurity, destitution and water born diseases
 - ✓ Lessons learnt: focus on the keys of the project success, ways of improvement
-

2. Focus group discussions with Village Relief Committee, Water Management Committee and Community Hygiene promoters (Project stakeholders) together. **Reviews of:**

- ✓ The beneficiaries selection process and related challenges
 - ✓ Involvement of the stakeholders in the project implementation
 - ✓ The general gender balance of the project and related challenges
 - ✓ Sustainability of the constructed and rehabilitated water works and related management
 - ✓ Hygiene promotion trainings effectiveness and impact in terms of behaviors change
 - ✓ Project impact on the community
 - ✓ Exit strategy: which mechanisms are in place
 - ✓ Lessons learnt: focus on Horn Relief added value
-

3. Open interviews with beneficiary women at HH level. Discussion on:

- ✓ Project impact at the HH economic level: noticeable improvements on the HH economic status
 - ✓ Project impact on power relations at HH level and challenges concerning gender issues
 - ✓ Project impact on the HH health: focus on the children re water related diseases and nutrition
 - ✓ Project impact at the community level: from and individual perspective
-

4. Project realizations visits. Observations of

- ✓ Infrastructures standards: Water hardware – Sanitation facilities – Feeder roads – fences and others
 - ✓ State of use of the sanitation facilities: pit latrines and garbage pits
 - ✓ Project efficiency regarding final output of the activity: materials used vs result
 - ✓ Projected sustainability of the infrastructure
 - ✓ Physical state of the distributed items at HH level – state of use
-

5. Meeting with the money transfer company HR subcontractor for Cash distribution. **Review of**

- ✓ Cash distribution process, efficiency and related challenges
 - ✓ Lessons learnt on partnering with Horn Relief
-

6. Meeting with agencies' trainees on Cash programming. Review of:

- ✓ Training capacity building effectiveness on CASH programming
- ✓ Lessons learnt on CASH based programming: focus on their own experience

- ✓ Horn Relief perceived added value
-

7. Meeting with HR program local staff

Staff briefing on the evaluation objectives

Review of:

- ✓ Hygiene promotion and sanitation training contents, methodology and relevance: focus on training plans, training materials
- ✓ CASH grant beneficiaries selection and distribution process efficiency and related challenges: focus on gender
- ✓ CfW process efficiency and related challenges: focus on gender, youth and minorities participation
- ✓ Wash hardware implementation process efficiency: focus on monitoring tools at store and field level
- ✓ Wash items distribution process
- ✓ Challenges and lessons learnt: focus on the main achievements vs main challenges

Open discussion

- ✓ Collection of **staff recommendations**
-

8. Office documentation review of:

- ✓ Program monitoring tools
 - ✓ Cfw and cash grant process
 - ✓ Beneficiaries final figures
-

9. Project outputs review

- ✓ Post Cash distribution monitoring results
 - ✓ Market impact of the cash distribution
-

10. Courtesy visits to County and district GoK authorities

- ✓ Feed back on ELRI impact
-

11. Meeting with Arid lands

- ✓ Briefing on ELRI impact and synergies with HR
-

Note: Proposed methodology for field visits selection

Horn Relief to select:

- 1 village where the intervention was very successful
- 1 village where the intervention was fair in terms of effectiveness
- 1 village where HR experienced the most challenges.

The evaluator to select randomly at least 2 villages out of the 9 villages not proposed.

Annex 2.

Guidelines for Interviewers ELRI beneficiary household Selection Procedure

*Interviewer: It is your job to select at random (this means any) household within the livelihood zone **provided it has received assistance from Horn Relief**. A household is a group of people who presently eat together from the same pot.*

Interviewer's introduction:

Hello, my name isand I represent HORN RELIEF. We need your co-operation to ensure the success of our study. The study has no (EMPHASISE THIS PART) connection with any political party or the government. This study is being conducted throughout the operational area of ELRI. All information will be kept confidential. Your household has been chosen by chance. Also, the purpose of this study is to try to find out what general opinions look like with regard to the key issues related to ELRI.

Respondent Selection Procedure

*Interviewer: **Within** the household, it is your job is to select the respondent, who can be the household head or other responsible adult for the livelihoods survey. The KAP survey on the other hand is to be administered to the wife of the household head or responsible adult female. This individual becomes the respondent. In addition, you are responsible for alternating interviews between male and female respondents.*

Note: The person must give his or her informed consent by answering positively. If participation is refused, walk away from the household and use the day code to substitute the household. If consent is secured, proceed as follows.

EMERGENCY LIVELIHOOD RELIEF (ELRI) - HORN RELIEF – USAID
Evaluation survey in North-Eastern Kenya: Household Questionnaire

Respondent #	[Office data entry use only]	
Interviewer name		Date

District		Location	
Division		Village/settlement	

1. GENERAL INTERVENTION

1.1 Do you Know Horn Relief? YES [1] NO [2]

1.2 Have you been targeted by Horn Relief as a beneficiary? YES [1] NO [2]

If NO do not pursue the questionnaire. Randomly select another household which has benefited from Horn Relief – USAID ELRI intervention.

1.3 If yes for which activity?

Cash Relief [1] Temporary employment (Cash for Work) [2] Hygiene promotion [3]

1.4 Do you know what USAID stands for? YES [1] NO [2]

1.5 If YES please explain: Help from the American People/Government [1] Other [2]

2. CASH INTERVENTION

2.1 How much cash did you receive from HR as a **Cash Relief** in total? _____ KSH [1] Not sure[2]

2.2 How much cash were you meant to receive as a **Cash Relief** per month? _____ KSH [1] Not sure[2]

2.3 How much cash did you receive from HR **being employed by HR**? _____ KSH [1] Not sure [2]

2.4 Were you (or someone in your family) employed as a skilled worker (Supervisor) YES [1] NO [2]

2.5 How many days have you worked for Horn Relief? _____ days Not sure[2]

2.6 How much were you paid for each day of work _____ KSH/day Not sure[2]

2.7 For which type of work have you been employed for?

Pit latrine construction [1] Garbage pit construction [2]

Water structures rehabilitation work [3] Other work [4] Specify

2.8 Did the cash you received help you? YES [1] NO [2]

2.9 If yes in which way?

To buy food [1] To buy households assets (clothes, utensils, furniture) [2]

To pay debts [3] To pay other expenditures (school fees, medical expenses, rent) [4]

To buy economic assets (livestock, tools) [5]

Others [6] specify _____

3. WATER

3.10 What is safe drinking water according to you?	Water that looks clean	1
	Water from a protected source	2
	Water that is treated/boiled	3
	Don't know/ no answer	99
3.11 Do you have separate containers for storing drinking and other water?	Yes	1
	No	2
	Not applicable	99
3.12 Do you treat drinking water in any way?	Yes	1
	No	2
	Not applicable	99
3.13 What do you usually do to the water to make it safer to drink?	Boil	1
	Add chlorine	2
	Use water filter (sieve or strainer)	3
	Solar disinfection (SODIS)	4
	Let it stand and settle	5
	Other (specify)	6
	Not applicable	99

4. SANITATION

4.1 What kind of toilet facility do members of your household usually use?	Flush/pour flush toilet	1
	Ventilated improved pit latrine	2
	Pit latrine with slab	3
	Pit latrine without slab	4
	Bucket	6
	Hanging toilet/hanging latrine	7
	No facilities or bush or field	8
	Other (specify)	9
4.2 The last time [name of youngest child] passed stools, what was done to dispose of the stools?	Child used toilet/latrine	1
	Put/rinsed into toilet or latrine	2
	Put/rinsed into drain or ditch	3
	Thrown into garbage	4
	Buried	5
	Left open	6
	Other (specify)	7
	Don't Know	99
4.3 What methods of waste disposal do you use?	Recycling of valuable materials	1
	Re-use of organic materials as fertilizers	2
	Disposing/burying in pits in the ground	3
	Incineration	4
	Other (specify)	5
	Not applicable	99

4.4 Do you have a hand washing facility near your latrine? YES [1] NO [2]

5. HYGIENE PRACTICES

How often does your household practice the following hygiene behaviors?		Often	Some-times	Not at all
5.1	use clean vessels to collect and store water	1	2	3
5.2	cover storage containers	1	2	3
5.3	separate drinking-water containers from other water containers (e.g. bowls used for hand-washing, cooking pots, containers used for watering crops)	1	2	3
5.4	cover food	1	2	3
5.5	Use clean cooking utensils	1	2	3
5.6	Dispose of wastewater and refuse in a pit (or as appropriate to the community concerned).	1	2	3

5.7 When do you wash your hands (tick all that apply)

- Always when my hands are dirty [1]
- Before preparing food [3]
- After eating food [5]
- Not applicable [99]
- After visiting latrine [2]
- Before eating food [4]
- After cleaning children’s behind [6]

5.8 What do you use to wash your hands?

- Water and soap [1]
- Ash [2]
- Plain water [3]
- Soil or sand [4]
- Other (specify) [5] _____
- Not applicable [99]



5.9 What do you do to keep food safe?

- Cook or warm before eating [1]
- Wash fruits and vegetables before eating [3]
- Cover to prevent contamination [2]
- Nothing/Not applicable [99]


6. INVITING COMMENTS

6.1 Do you have any message you would like to pass towards Horn Relief or USAID?


Please write **the full statement** as it has been delivered by the interviewed

Annex 4.						
		ELRI CASH FOR WORK AND CASH RELIEF BENEFICIARIES BREAK DOWN				
S/N	Community/ Village	Estimated Population	Estimated Vulnerable people	Cash for Work beneficiaries	Cash Relief beneficiaries	Total
FAFI DISTRICT						
1	Fafi	3,000	300	161	16	177
2	Yumbis	1,800	180	86	10	96
3	Alinjuqr	30,000	1,500	206	15	221
4	Welmerer	20,000	1,000	151	10	161
5	Borehole5/Hagardera	1,500	600	209	16	225
6	Dhi'iso	1,500	600	81	10	91
7	Amuma	2,800	304	200	20	220
8	Harbole	1,960	100	77	15	92
9	Warable	2,100	170	130	15	145
10	Kamuthe	3,150	300	150	15	165
11	Nanigi	2,800	300	151	15	166
12	Bura	4,200	300	221	20	241
	Totals	74,810	5,654	1,823	177	2,000
		Jarajilla Division			Bura Division	
		Fafi	177		Warable	145
		Yumbis	96		Kamuthe	165
		Alinjuqr	221		Nanigi	166
		Welmerer	161		Bura	241
		Borehole5/Hagardera	225		Total	717
		Dhi'iso	91			
		Amuma	220			
		Harbole	92			
		Total	1,283			

Annex 5.



ELRI DISTRIBUTION PLAN FOR WASH ITEMS



	Alinjigor	Amama	Borehole 5	Bura	Djiso	Faff	Harbole	Kamut he	Nanighi	Warable	Wehmar er	Yumbis	Total
20 ltr leaky tin	25	30	25	30	15	20	15	20	0	20	20	10	230
Chlorine Tablets	13,260	13,200	13,500	14,460	5,460	10,620	5,520	9,900	9,960	8,700	9,660	5,760	120,000
Soap Bars for Latrines	25	30	25	30	30	20	30	20	0	20	20	10	260
Soap Bars for Institutions	31	36	31	36	6	26	6	26	22	26	26	16	288
50 Ltr Drum	221	220	225	241	91	177	92	165	166	145	161	96	2000
210 Ltr drum for storage	6	5	4	7	2	3	2	4	4	3	4	4	48
210 Ltr drum for filtration	0	5	0	0	5	0	5	0	0	0	0	0	15
Bioclean	2	2	2	2	2	2	2	2	2	2	2	2	24

Annex 6.

VILLAGE	ELRI SELECTED MICRO-PROJECTS BREAKDOWN
Jarajilla Division	
Alinjigor	A natural fence protecting the borehole area from livestock and wildlife
	Pit latrine construction (28)
	Putting up of two 5,000-liter storage tanks and tap stands in two village clusters which are not served by the two water kiosks and connecting the tanks to the borehole
Amuma	Enhancing the barbed wire fencing by use of thorny twigs fence
	Water pan desilted
	Pit latrine construction (26)
	Rehabilitating local roads accessing community resources and bush clearing on the road from Amuma to Hamey.
Borehole 5	Pit latrine construction (25)
	Rehabilitating the water Kiosk
	Installation of a 5,000-liter water tank and tap stands
	Construction of livestock water trough
	Fencing institutions using thorny twigs
Diiso	Construction of barbed wire fence around the water pan
	Water pan de-silted
	Pit latrine construction (15)
	Garbage pit digging
	Underground installation of two 3,000-liter plastic water tanks to assist with water storage during water tankering. Thus increasing the village's capacity to hold more water.
Fafi	Construction of barbed wire fence around the borehole
	Pit latrine construction (20)
	Installation of a 5,000 liter plastic tank for Fafi Primary School and plumbing into the borehole
Harbole	Rehabilitation of the water pan, including expansion to collect spill over water
	Enhancing the pan fence by using thorny twigs and construction of a new gate
	Pit latrine construction (15)
	Construction of a water trough and provision of a small water pump to pump water in to the trough, thus keeping animals out of the water pan
Welmerer	Pit latrine construction (20)
	Rehabilitation of the water kiosk
	Installation of two - 5,000 liter storage tanks and tap stands which are plumbed into the borehole
	Repair of the water troughs and general plumbing works
	Repair of the masonry storage tank
	Servicing of the diesel engine for the borehole
Yumbis	Rehabilitation of the water pan (de-silting, provision of a safe way of drawing water from the pan by use of sand bags)
	Re-fencing the borehole area
	Pit latrine construction (10)

Annex 6.

	Garbage pit digging
	Road clearance
	Repair of masonry water tank
	Repair of the plumbing to the water troughs
Bura Division	
Bura	Pit latrine construction (30)
	Rehabilitating of shallow well
	Installation of a 5,000-liter plastic tank at Fafi Girls School and plumbing into the water pipe network
	Extension of the distribution line
Kamuthe	Pit latrine construction (20)
	Installation of a simple sand filtration unit at Kamuthe Primary School with tap stand
	Road clearance to the pump house from the main village
Nanighi	Road clearance to the pump house and to the school
	Rehabilitation of 11 latrine superstructures at Nanighi Primary School
	Fencing of Nanighi Primary School through planting live fencing
Warable	Pit latrine construction (20)
	Rehabilitating water kiosk
	Installation of a simple sand filtration unit
	Road clearance to the pump house from the main village